

Panel Adapter, In Series

1.85 mm for DC - 65 GHz, 2.92 mm for 40 GHz Coaxial Panel Adapters

DESCRIPTION

"KPC185FFPA and KPC292FFPA" coaxial panel adapters are 9.5 mm "D"-holed panel mountable, low SWR, and low loss. They are designed for broadband measurement, instrument, and system applications.

SPECIFICATIONS

Electrical:

Frequency Range	{ DC - 65 GHz (1.85 mm) DC - 40 GHz (2.92 mm)
SWR	{ < 1.3 (1.85 mm) < 1.15 (2.92 mm)
Insertion Loss	{ < 0.4 dB (1.85 mm) < 0.25 dB (2.92 mm)
Electrical Length	Shown below (Nominal)
Temperature Range	-55 to +125 °C

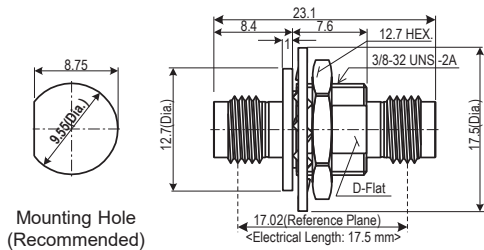
Mechanical:

Body	Passivated Stainless Steel (*)
Outer Conductor	{ Passivated Stainless Steel (1.85 mm) (*) Gold Plated Stainless Steel (2.92 mm)
Inner Conductor	{ Gold Plated Beryllium Copper and Brass (1.85 mm) Gold Plated Beryllium Copper (2.92 mm)
Coupling Torque	90 N-cm (Nominal)
Connect/Disconnect Life	> 1,000 Cycles



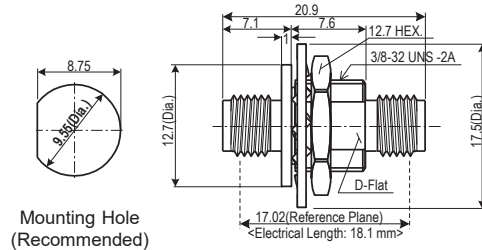
Production Status
2 Weeks Lead-Time
for Shipping

TYPE: KPC185FFPA 1.85 mm Female/1.85 mm Female



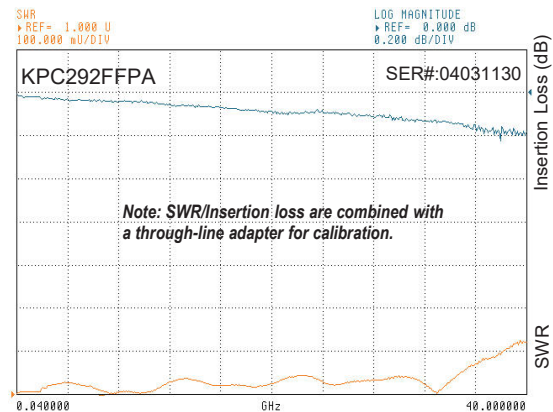
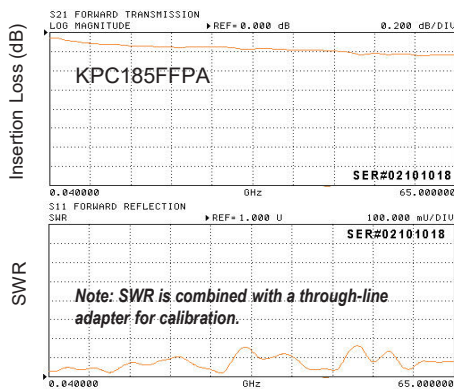
Mounting Hole
(Recommended)

TYPE: KPC292FFPA 2.92 mm Female/2.92 mm Female



Mounting Hole
(Recommended)

Typical Performance

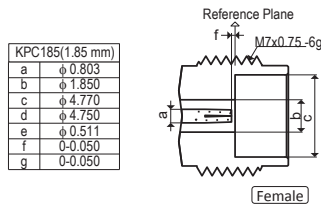


RoHS Compliant

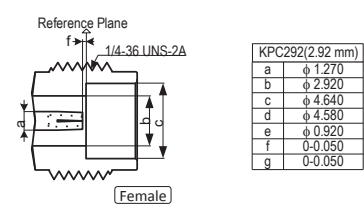
REACH Compliant

Interface Mating Dimensions

KPC185 (1.85 mm Connectors <*>)



KPC292 (2.92 mm Connectors)



NOTE:

All dimensions are in millimeters.

(*)Toothed lockwasher is chromate-converted zinc-plated steel.

<*> Matable with 2.4 mm connectors

Specifications Subject to Change Without Notice

Rev. 03 June 2017

Copyright(C) 2002-2017 Kawashima Manufacturing Co., Ltd. <All rights reserved.>